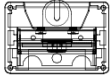
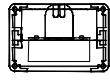


arris family
overview

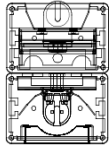
with standard configuration described
for full list of options consult submittal sheets

Section View	Series	Size	Mounting	Lengths	Distribution	Features
	B1 arris¹	1-7/8" h 2-3/4" w	Linear Pendant	Various Lengths- Available in Rows	Indirect	Minimalist design integrates seamlessly into architecture

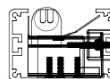
- T5 standard or T5HO
- 60% recycled aluminum extrusion and milled end-caps
- pre-installed, single 4ft stainless steel aircraft cables and fully adjustable cable grippers with locking mechanism
- pre-installed, clear, braided power cord
- canopy kit for each mounting point
- symmetric or asymmetric
- span mount wall-to-wall for a dramatic beam-like effect

	B2 arris²	1-7/8" h 2-3/4" w	Linear Pendant	Various Lengths	Semi-Indirect	Minimal size with high performance distribution
---	---------------------------------	----------------------	-------------------	-----------------	---------------	---

- T5 standard or T5HO
- 60% recycled aluminum extrusion and milled end-caps
- pre-installed, single 4ft stainless steel aircraft cables and fully adjustable cable grippers with locking mechanism
- pre-installed, braided wire covering for remote wires
- exposed ballast box running length of luminaire, concealed ballast box within ceiling or in-line ballast (adds 27" to length per ballast)

	B3 arris³	3-3/4" h 2-3/4" w	Linear Pendant	Various Lengths- Available in Rows	Accent Direct /Indirect	Halogen direct accent lighting - perfect for retail store or showroom applications
--	---------------------------------	----------------------	-------------------	--	----------------------------	--

- T5 standard or T5HO
- optional low voltage 20 or 35W MiniStar™ Axial downlights
- 60% recycled aluminum extrusion and milled end-caps
- pre-installed, single 4ft stainless steel aircraft cables and fully adjustable cable grippers with locking mechanism
- pre-installed, clear, braided power cord
- canopy kit for each mounting point
- milled steel lamp cover plate is powder coated to match when using halogens
- straight blade baffle perpendicular to the lamp provides 30° cut-off when using fluorescent

	B4 arris⁴	1-7/8" h 2-3/4" w	Wall Mount	Various Lengths- Available in Rows	Asymmetric Indirect	Incorporate low profile design into your building structure with window mullion mount
---	---------------------------------	----------------------	------------	--	------------------------	--

- T5 standard or T5HO
- 60% recycled aluminum extrusion and milled end caps
- mounting directly to wall with a · l i g h t quick-install system
- off-set brackets and window mullion mount available
- we specialize in wall-to-wall rows and welded corners attached to horizontal window mullions or other walls or structures

	B5 arris⁵	2-1/2" h 3" w	Architectural Cove Mount	Various Lengths- Available in Rows	Asymmetric Indirect Cove	Asymmetric, high performance, drop-in luminaires
---	---------------------------------	------------------	-----------------------------	--	-----------------------------	--

- T5 standard or T5HO
- 22GA powdercoated cold rolled steel housing
- 3", 5" or 6" sawtooth reflector width options
- power wired from inside wall directly into fixture
- create an architectural downlight slot
- produce an impressive skylight effect with easy drop-in arris⁵ in a concealed ceiling cove